

Fotona
choose perfection

60
1964
2024

years of innovation



Non-Surgical Laser Facelift

TimeWalker® II

Fotona4D®

Committed to Engineering

The Highest Performance, Best Made Laser Systems in the World

TIMEWALKER® II Fotona4D®

**AN INNOVATIVE NON-SURGICAL LASER FACELIFT
FOR NATURAL-LOOKING RESULTS**



Fotona4D®

DISCOVER A NEW ERA
IN SKIN REJUVENATION



NEW TimeWalker® II Laser Line

- Larger 10.1 inch display
- New advanced touch screen user interface
- More intuitive navigation & settings
- User-friendly application wizards
- Fully customizable memory for presets
- Treatment history & patient database
- Monitors treatment time & delivered energy
- For first-time users & advanced practitioners

A UNIQUE COMBINATION OF MODALITIES

DEDICATED TO NON-SURGICAL
FACIAL TREATMENTS

Fotona4D[®]

NON-SURGICAL FACELIFT

Fotona4D[®]Men

FACIAL REJUVENATION FOR MEN

ADDITIONAL FACIAL TREATMENTS

SmoothEye[®]

PERIOCCULAR WRINKLES

LipLase[®]

LIP PLUMPING

VectorLift[®]

EYEBROW LIFTING

And more

- VASCULAR LESIONS
- ACNE TREATMENT
- SCAR REVISION
- FACIAL HAIR REMOVAL



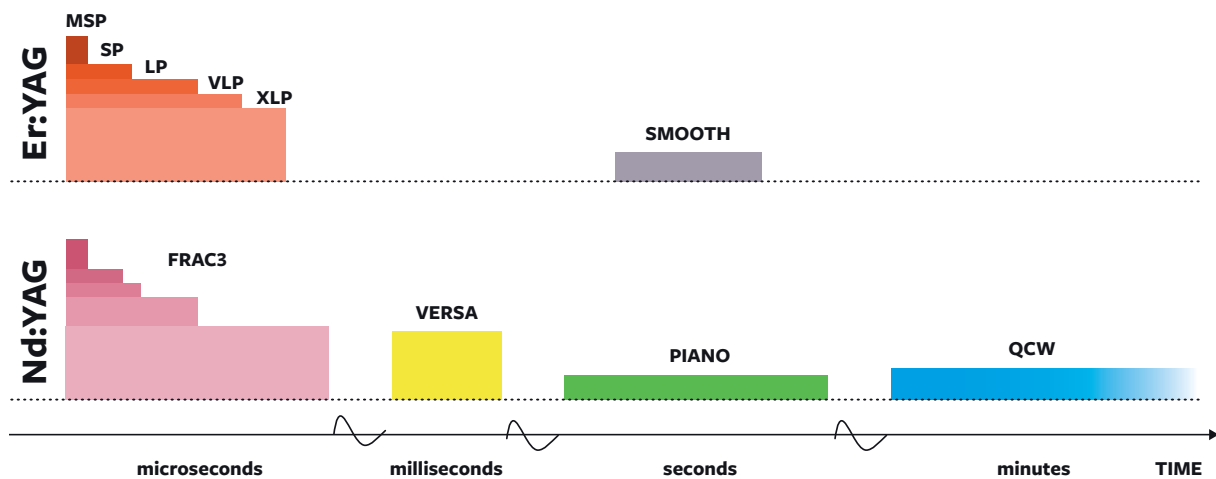
TIMEWALKER® II Fotona4D®

DESIGNED WITH THE PRACTITIONER IN MIND

TECHNOLOGY IN ACTION

THIRD GENERATION ASP TECHNOLOGY

- TimeWalker's proprietary ASP power supply provides several UNIQUE laser modalities



MULTI-CHANNEL FEEDBACK CONTROL

- Actively monitors and regulates each individual laser pulse's energy level for SAFE and REPRODUCIBLE treatments

TOP-HAT BEAM PROFILE

- Uniform energy distribution for safer treatments & more predictable results



Patented OPTOflex® arm

- Weightless in your hand
- Perfectly balanced during use
- Ensures a high-quality laser beam

Two Optimal Wavelengths Combined Er:YAG (2940 nm) Nd:YAG (1064 nm)

- For a full range of options to address all skin layers

Titanium Accessories

- Durable
- Light & ergonomic

User Interface

- Easy-to-use graphical display
- Short learning curve with presets & easy adjustments

MatrixView® Temperature Monitor

- Ensures effective temperature-controlled treatments for ultimate patient comfort

Wireless Footswitch

- No tangling of electric cables



FOTONA4D[®] TREATMENT

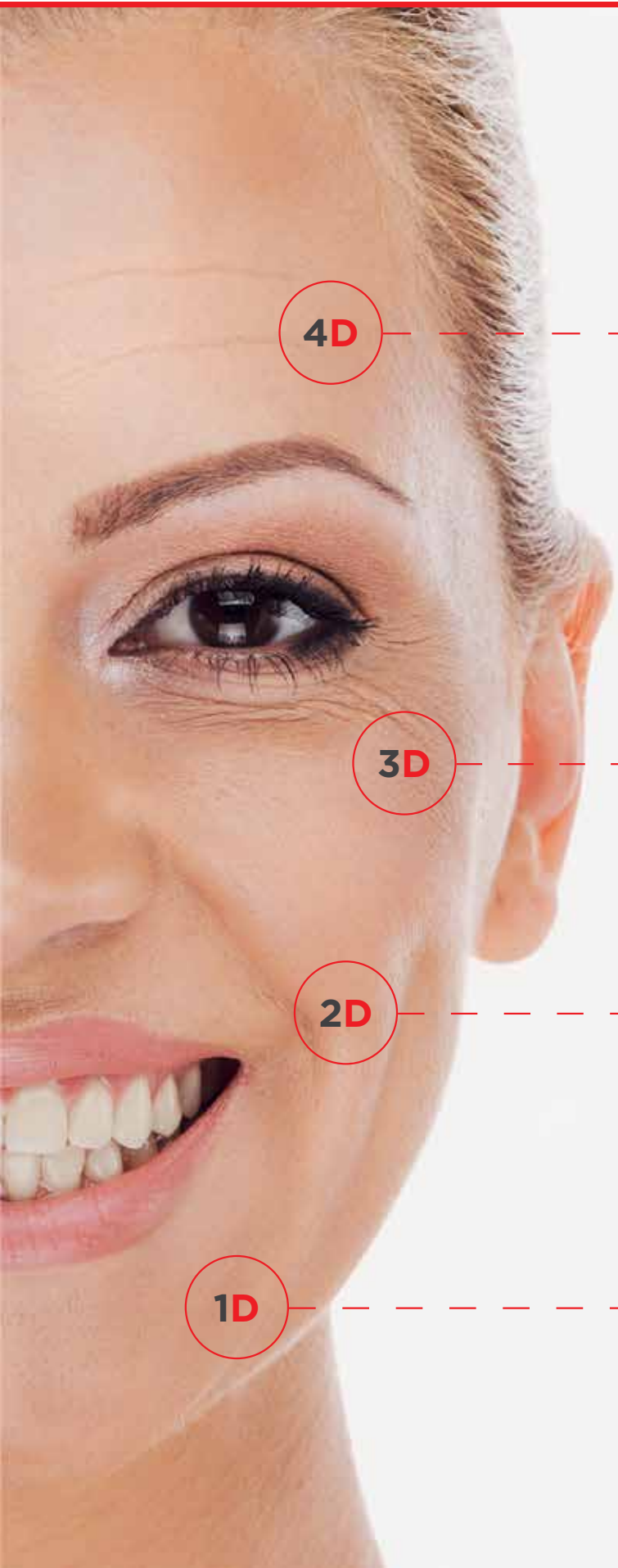
NATURAL LOOKING FACELIFT

- Without surgery
- Without injectibles
- Little-to-no downtime

FOTONA4D[®] IS A COMPREHENSIVE APPROACH

- Addresses deeper, medial and superficial connective structures
- Boosts collagen stimulation with the unique Fotona SMOOTH[®] modality
- Continuous improvement for up to 6 months after treatment
- An investment in skin quality via a safe, non-surgical procedure





4 STEP PROTOCOL

4D

STEP 4: LIGHT PEEL

SupErfacial modality Er:YAG

The final step in this comprehensive treatment delivers a cold, accurate and precise Er:YAG light peel, which improves the appearance of the skin, reduces superficial imperfections, and restores and renews the skin.



3D

STEP 3: SKIN TIGHTENING

PIANO™ modality Nd:YAG

The next-generation, super-extended PIANO™ mode provides full-thickness bulk heating for safe and controlled tightening of the dermis and epidermis, while sparing the skin from unnecessary thermal damage.



2D

STEP 2: REJUVENATION

FRAC3® modality Nd:YAG

Revolutionary FRAC3® technology produces a 3-dimensional fractional pattern in the epidermis and dermis, which selectively targets specific tissue chromophores for treatment of deeper, age-related skin imperfections, initiating neocollagenesis and healing without damaging the epidermis, regardless of skin type.



1D

STEP 1: INTRAORAL TIGHTENING

SMOOTHliffin™ modality Er:YAG

Utilizing patented Fotona SMOOTH® Er:YAG technology in an industry first, non-ablative, intraoral treatment, controlled and gentle laser energy improves nasolabial folds, perioral wrinkles and sagging jowels while delivering rejuvenating facial tightening from the inside-out.



FOTONA4D[®] TREATMENT

BEFORE AND AFTER



Courtesy of: Lionel Chang, M.D.



Courtesy of: Oksana Terpelivets, M.D.



Courtesy of: Oksana Terpelivets, M.D.



Courtesy of: Mojgan Abdeh



Courtesy of: Tania Phillips, M.D.

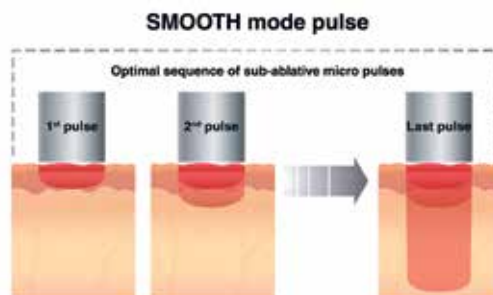


Courtesy of Anna Dimitrieva

INNOVATIVE PULSE MODES FOR HIGHEST PERFORMANCE

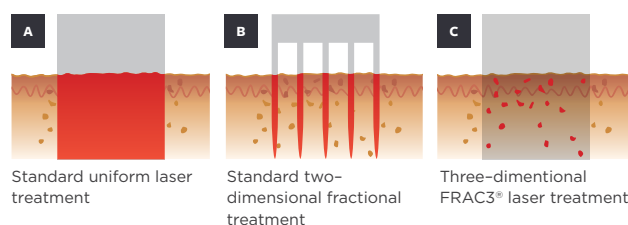
Fotona SMOOTH® Mode Er:YAG

Fotona SMOOTH® mode enables non-ablative laser skin remodeling based on controlled induction of thermal injury of the collagen while preserving the epidermis. In addition to an immediate effect resulting in the shrinkage of collagen fibers, the initiation of neocollagenesis occurs causing the generation of new collagen. The effects result in an overall improvement of laxity and elasticity in the treated tissue.




FRAC3® mode Nd:YAG

A novel non-ablative, three-dimensional fractional modality for skin treatments. FRAC3® utilizes the short pulse duration and high peak power density of Fotona VSP™ generated Nd:YAG laser pulses to produce a three-dimensional fractional pattern in the epidermis and dermis, with damage islands that are predominantly located at the sites of targeted skin imperfections.



PIANO™ Mode Nd:YAG

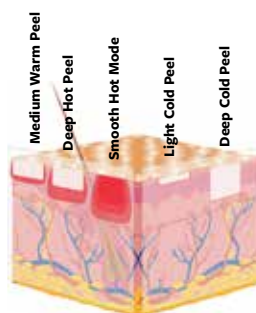
This new, super-long modality extends the duration of Nd:YAG treatments to the seconds regime. This is much longer than the thermal relaxation time of the epidermis or any other skin structures, and does not cause high initial temperature peaks in the epidermis. It is therefore indicated for treatments where overall homogeneous, bulk heating of the dermis is desired.



Controlled bulk heating

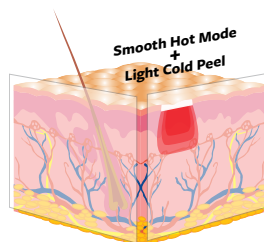
ASP Mode Er:YAG

Er:YAG laser utilizes a unique wavelength that is absorbed within a few microns of tissue, thus avoiding any damage to deeper-lying tissues. ASP technology enables the operator to easily adjust the laser treatment modality from micro-short (MSP) to extra-long (XLP) pulses in order to precisely balance the removal of epidermis with thermal effects on collagen.



New Super SMOOTH Mode Er:YAG

A novel Super SMOOTH mode combines Fotona's SMOOTH and ASP laser modalities in a single step. The Super SMOOTH mode delivers laser energy in a dual manner, starting with a SMOOTH sequence of low-fluence pulses to heat up the deeper lying skin layers, followed by a high-fluence ASP Superficial single pulse to ablate the hottest uppermost superficial skin layer. The Super SMOOTH mode thus delivers the total energy of both modalities in a very short time with a reduced final superficial temperature.



FOTONA4D[®] MEN TREATMENT

MINIMALLY-INVASIVE LASER FACIAL REJUVENATION

- Protocol settings tailored specifically for men
- Restores freshness and tightness
- Natural-looking results
- Minimally-invasive
- Little-to-no downtime

Fotona4D[®]Men is an innovative form of laser skin resurfacing and rejuvenation tailored specifically for male skin.

The four protocol steps in the Fotona4D[®]Men treatment have been designed to provide optimal laser treatment for whole face minimally-invasive rejuvenation in men.

Step 1: **SmoothLiftin™** - intraoral tightening

Step 2: **SMOOTH™** - remodeling - rejuvenation & collagen remodeling

Step 3: **PIANO™** - deep heating & synergistic tightening

Step 4: **SupErificial™** - light peel



Courtesy of: A. Gaspar, M.D.



Courtesy of: A. Gaspar, M.D.



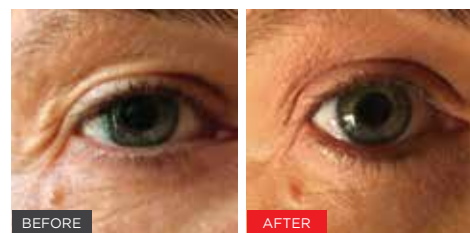
Courtesy of: A. Gaspar, M.D.

TIGHTENING OF PERIOCULAR REGION TO REDUCE WRINKLES

- Restores freshness and tightness
- Stimulates collagen remodeling and initiates neocollagenesis
- Gentle, fast and non-invasive

SmoothEye® is a non-ablative Fotona SMOOTH® mode treatment for tightening of the periorcular region and reducing the appearance of periorbital wrinkles. SmoothEye® significantly tightens loose and aging skin of the eyelids and periorcular region with little-to-no downtime, making this a very sought after non-invasive cosmetic procedure.

The non-ablative Er:YAG SMOOTH® mode is applied to stimulate collagen remodeling and contraction. The entire periorcular region is covered, including regions above, below and lateral to the eye. The therapy is very well tolerated by patients.



Courtesy of: Tania Phillips, M.D.



Courtesy of: Michael Lam, M.D.



Courtesy of: Pinita Wanumkarng, M.D.



Courtesy of: Jolanda Grayling

FULLER LIPS WITHOUT INJECTABLES

- Non-invasive plumping for fuller and smoother lips
- Stimulates collagen remodeling
- Initiates new collagen synthesis
- No downtime

LipLase® provides an immediate response that patients will notice.

In contrast to injectable fillers, LipLase® is a non-surgical, non-invasive treatment, and there is nothing artificial as patients develop their own collagen in their lips.

LipLase® is an ideal option for patients that are afraid of needles and want natural-looking results.



Courtesy of: H. Shiffman, M.D.



Courtesy of: Ivan Peev, M.D.



Courtesy of: N. Teovska Mitrevska, M.D.



NON-INVASIVE LASER EYEBROW LIFTING

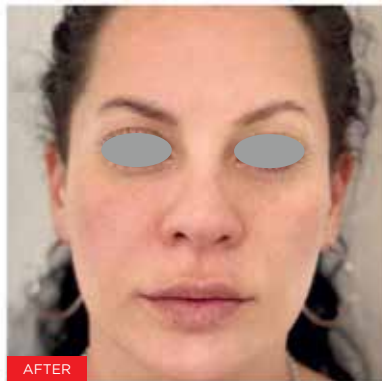
- Forehead eyebrow elevation
- Eyelid tightening
- Natural-looking results
- Little-to-no downtime

This unique 3-step protocol provides an enhancement of peri-ocular and brow aesthetics via elevation of the eyebrow tail and tightening of the upper eyelids.

VectorLift® provides the optimal balance between immediate tissue tightening (superficial contraction), new collagen formation (long-term rejuvenation) and the use of fluences that are gentle and comfortable for the patient. This protocol is comfortable and non-aggressive, allowing patients to return immediately to their normal routines.



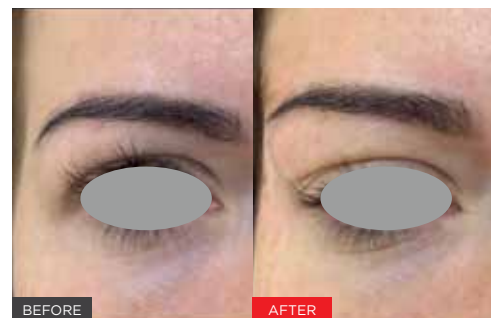
Courtesy of: Adrian Gaspar, M.D.



Courtesy of: Roberto Valdivia Sing, M.D.



Courtesy of: Adrian Gaspar, M.D.



Courtesy of: Carlos Gaspar, M.D.

OTHER POPULAR FACIAL TREATMENTS


FRAC3[®] SKIN REJUVENATION

FRAC3[®] is a non-ablative treatment modality used for dermal rejuvenation. The three-dimensional fractional modality produces micro-wounds in the aged or damaged

dermis and epidermis. The natural healing response of the skin then acts to repair the micro-wounds, thereby safely rejuvenating the skin.



Skin surface temperature thermal image following a long pulse and FRAC3[®] Nd:YAG laser pulse. Temperature fractionality can be observed following illumination with a FRAC3[®] pulse.



ACTIVE ACNE TREATMENT

Fotona offers a laser acne treatment protocol that provides solution to the problem of acne without the use of systemic drugs. Fotona's precisely controlled Nd:YAG laser light

safely penetrates into skin to effectively target overactive sebaceous glands and reduce the risk of developing new acne inflammation.



Courtesy of: NuSkinnovation



Courtesy of: Tania Phillips, M.D.

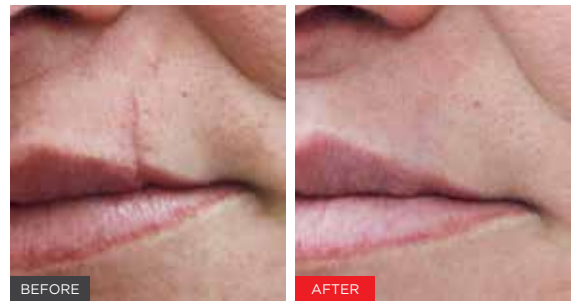
SCAR REVISION

Lasers are ideally suited for the effective treatment of a wide range of scar tissues. Er:YAG skin resurfacing is used for gentle ablation of scar tissue and activation of collagen remodeling. Acne scars in particular respond well to Er:YAG treatments. For

hypertrophic scars, clinical research conducted with the Nd:YAG wavelength show further improvement in the aesthetic appearance and overall tissue quality of a scar, including erythema, volume and pliability.



Courtesy of: S. Velez Ocampo, M. D. and J. C. Velez Ocampo, M. D



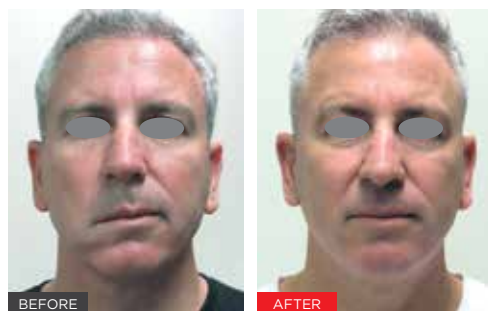
Courtesy of: Nicolas Rygaloff, M.D.

OFFER MORE TO YOUR PATIENTS WITH **ComfortLase™**

Photobiomodulation (PBM) therapy is a clinically proven, minimally-invasive solution for a wide variety of wound healing and pain management applications. PBM utilizes low-level infrared light energy, which stimulates cells to naturally heal, relieve pain and reduce

inflammation. Additionally, the process results in accelerated tissue regeneration, stimulation of cell metabolism, increased lymphatic flow and stimulation of micro-circulation. ComfortLase™ procedures are fast, simple, minimally-invasive and highly effective.

Treatment of facial nerve palsy due to Herpes Zoster infection



Courtesy of: Jason Pang, M.D.

Bacterial Cellulitis Treatment



Courtesy of: Fotona

TESTIMONIALS



DOING MORE FOR OUR PATIENTS

"I have been impressed by Fotona4D's versatility and efficiency, especially for bulk heating in PIANO mode. "I can heat the skin so much more efficiently than with anything else out there. It saves me time, numbing cream and pain management". "In my experience it's proven to be one of the most efficient, least costly methods of skin tightening for me as a provider. It's about doing more for our patients and practices, and Fotona4D® enables us to accomplish these objectives."

— *Mark B. Taylor, MD*



MULTI-DIMENSIONAL CHOICE

"The Fotona4D® facelift gives the physician a new and powerful non-invasive therapy. With Fotona4D®, our patients now have a multi-dimensional choice of safe and effective treatment options for their aesthetic needs. Fotona4D® provides a comfortable and painless treatment that does not require consumables or downtime."

— *Adrián Gaspar, MD*



NATURAL LOOKING RESULTS

"I love that I can provide my patients with long lasting, natural looking results. I am able to tighten, volumize and restore collagen to the face while improving skin tone and texture to restore my patients' youthful appearance without the risk of injectables and no downtime. My patients are delighted with the 'natural glow' of their new skin!"

— *Tania Phillips, MD*



IT TACKLES PROBLEMS OTHERS FIND DIFFICULT TO ADDRESS

"Fotona4D® face-lifting tackles problems of laxity around the mouth and jowls, which other systems or surgery will find difficult to address. This is a relatively painless procedure with no downtime."

— *Hong Tan, MD*

WORLD CLASS SUPPORT

LA&HA SYMPOSIUMS

- Global & Regional

ON-LINE SUPPORT

- My Fotona
- Fotona App
- Fotona User Group

TRAININGS

- Led by leading international laser experts
- Live demos and hands-on
- Explore all areas of medical lasers
- Great experience-sharing opportunity



THE LASER AND HEALTH ACADEMY (LA&HA) IS FOTONA'S PARTNER IN EDUCATION & CLINICAL RESEARCH ON MEDICAL LASER APPLICATIONS.



www.laserandhealth.com

THE LASER AND HEALTH ACADEMY

The Laser and Health Academy (LA&HA®) is a not-for-profit organization dedicated to the promotion of research, education and publishing in the field of laser medicine.

RESEARCH: LA&HA® collaborates with industry, medical professionals and universities on projects aimed at the development and improvement of laser applications.

EDUCATION: LA&HA® serves as a platform for continuous education, with a focus on practical instruction and the demonstration of laser techniques and procedures, delivered through a variety of workshops and seminars by experienced lecturers.

For registration and more details on workshops & training visit:
www.fotona.com/en/workshops


TIMEWALKER® II Fotona4D®

LASER RANGE

CONFIGURATION	Er:YAG	Nd:YAG
Fotona4D®	12 W, 0.9 J MSP, SMOOTH	30 W, 10 J FRAC3, PIANO
Fotona4D® PRO	20 W, 1.5 J MSP, SP, LP, VLP, SMOOTH	30 W, 20 J FRAC3, PIANO, VERSA, PLLT, QCW

	Fotona4D®	Fotona4D® PRO
Fotona4D®	•	•
Fotona4D® Men	•	•
SmoothEye®	•	•
LipLase®	•	•
VectorLift®	•	•
LineLase™	•	•
Skin Resurfacing		•
Scars		•
Active Acne		•
Vascular Lesions		•
Rosacea		•
Benign Lesions		•
Hair Removal		•
ComfortLase™		•
Nd:YAG Surgery		•

MEDICAL GRADE TITANIUM ACCESSORIES



SCIENTIFIC EVIDENCE

Histological and immunohistochemical changes in facial skin treated with combined ablative and non-ablative laser therapy.

Shanina, N.A., Patrushev, A. V. & Zorman, A.
Journal of Cosmetic Dermatology, 20(11), pp.3509–3516, 2021.

Efficacy of Erbium-Doped Yttrium Aluminium Garnet 2,940 and 1,064 nm Laser Treatment for Facial Rejuvenation-A Randomized Controlled Split-Face Clinical Trial.

Song, W., Tian, Y., Tan, W., Wang, G. & Gao, L.
Dermatologic surgery : official publication for American Society for Dermatologic Surgery. 2021 Nov 1;47(11):1455-1459.

Periocular rejuvenation using a unique non-ablative long-pulse 2940 nm Er:YAG laser.

Periocular rejuvenation using a unique non-ablative long-pulse 2940 nm Er:YAG laser Ashraf Badawi, Tarek Sobeih, Jasmina Vesel.
Lasers Med Sci (2021). <https://doi.org/10.1007/s10103-021-03362-6>

Fox eyes lift-A new protocol for eyebrow elevation with laser Fotona.

Burmann TG, Duarte FB, Akaishi PMS.
Journal of cosmetic dermatology, 2023.

The effect of intraoral 2,940nm non-ablative Erbium:YAG laser on the rejuvenation of the upper lip: a pilot study.

Gaón, Natacha Quezada and Fernanda Binfa.
Surgical and Cosmetic Dermatology 9 (2017).

Correction of nasolabial folds wrinkle using intraoral non-ablative Er:YAG laser.

Howyda ME, Khaled G.
Correction of nasolabial folds wrinkle using intraoral non-ablative Er:YAG laser. Howyda ME, Khaled G
Journal of Cosmetic and Laser Therapy (2018). 20:6, 364-368.

Optical coherence tomographic (OCT) evaluation of intraoral non-ablative erbium: YAG laser (SMOOTH mode) in rejuvenation of nasolabial folds; A prospective randomized split face comparative pilot study

Moftah N., Samy N., Allam R.S.H.M., El Tagy S.A.H., Abdelghani R.
Skin Res Technol. 2019;00:1–8.

Dual Tissue Regeneration: Non-Ablative Resurfacing of Soft Tissues with FotonaSmooth® Mode Er:YAG Laser.

Matjaz Lukac, Adrian Gaspar, Franci Bajd.
J LA&HA - J Laser Health Acad 2018; 2018(1):01-15.

Intense Heat-Shock Biomodulation (i-HBM) of Skin and Mucous Cells with the Fotona SMOOTH® Er:YAG Laser Modality.

Matjaz Lukac, Irena Hreljac, Sasa Terlep, Marcelo Tettamanti.
J LA&HA - J Laser Health Acad 2022; 2022(1):onlineFirst.

Reduction of the Volume and Wrinkles under the Eyes using Non-Ablative 2940 nm Er:YAG Laser on the Lower Eyelid Palpebral Conjunctiva.

Kim Jong-Gu, Anže Zorman.
J LA&HA - J Laser Health Acad 2018; 2018(1):36-38.

CLINICAL NOTES

Complete Peri-orbital Rejuvenation with Fotona SMOOTH®.

Carlos Gaspar Jr, MD.
J LA&HA - J Laser Health Acad 2023; 2023(1):CN12.

Fotona4D®Men - Rejuvenation for Men.

Adrian Gaspar, MD.
J LA&HA - J Laser Health Acad 2021; 2021(1):CN22

Er:YAG Treatment for Eyebrow Tail Elevation and Eyelid Rejuvenation using the Fotona VectorLift Technique with SMOOTH Mode Hyperstacking.

Adrian Gaspar, MD.
J LA&HA - J Laser Health Acad 2021; 2021(1):CN23.

Modified SmoothEye™ Protocol.

Romina Zadehkabir, MD.
J LA&HA - J Laser Health Acad 2021; 2021(1):CN07

SmoothEye - Periocular Rejuvenation with Er:YAG SMOOTH Mode.

Dr. Tania Phillips.
J LA&HA - J Laser Health Acad 2018; 2018(1):CN05

More clinical articles and cases available on www.laserandhealthacademy.com



Fotona App:



Committed to Engineering

**THE HIGHEST PERFORMANCE, BEST MADE LASER SYSTEMS
IN THE WORLD**

since 1964



Fotona, d. o. o.
Stegne 7
1000 Ljubljana
Slovenia
EU

Fotona, LLC
4343 W Royal Lane #116
Irving, TX 75063
USA

Fotona Beauty Light, (Suzhou)
Medical Devices Co, Ltd.
No 2, Zengfu Road, Guli Town
Changshu City, Jiangsu Province
CHINA, 215515

Fotona France SARL
47 Boulevard de Courcelles
75008 Paris
France
EU

Fotona GmbH
Hohlbachweg 2
73344 Gruibingen
Germany
EU

Fotona Japan, Ltd.
Tokyo
Japan

All Fotona medical lasers are CE marked and approved to be sold in the EU. For countries where specific national approvals or clearances are required, some of the products and/or applications may not yet have been approved. Please check with Fotona, your local Fotona distributor or your national regulatory body about whether a specific product or application has been approved to be marketed and sold in your country.

For related patents see: www.fotona.com/patents

