

Fotona[®]
choose perfection

60
1964
2024

years of innovation



Anti-Snoring Laser System

TimeWalker[®] NightLase[®]

Committed to Engineering

The Highest Performance, Best Made Laser Systems in the World



Snoring is the earliest and the most frequent nocturnal symptom of obstructive sleep apnea (OSA), occurring in 70% to 95% of patients with OSA.

As the worldwide incidence of both OSA and obesity continues to rise (obesity is one of the key factors contributing to OSA), an investment in a laser solution capable of reducing snoring has gained greater significance.

TimeWalker® NightLase®

Patient-Friendly Laser Technology for Snoring Treatment

Fotona's TimeWalker® NightLase® platform has emerged as an indispensable ally of medical professionals seeking to address the symptoms of snoring. Snoring is one of the most common disruptors of a good night's rest, affecting between 30% to 50% of adults over the age of 50.

TimeWalker® NightLase® is carefully designed and optimized to provide a clinically effective and non-invasive solution for reducing the intensity of snoring and related symptoms, such as daytime sleepiness, dry mouth and scratchy throat. By embracing this transformative technology, healthcare practices can expand their treatment repertoire and meet the growing demand for innovative, patient-friendly ways to alleviate snoring-related issues.

Offering a treatment approach that not only diminishes the symptoms of snoring but enhances the overall quality of a patient's sleep, TimeWalker® NightLase® is not just a laser device, it's a strategic investment and an invaluable asset to every modern healthcare practice.



NightLase[®] Anti-Snoring Laser Treatment a Non-Invasive Method for Impro

The patented NightLase[®] procedure is a fast, non-invasive and patient-friendly laser treatment for snoring. It decreases the severity of snoring and increases the quality of sleep.

- **How does it work?**

Er:YAG laser energy in patented Fotona SMOOTH[®] mode is used to heat the soft palate and tonsillar pillars, causing a tightening effect that keeps the soft tissue inside the mouth from vibrating with airflow. The unique non-ablative SMOOTH mode is gentle enough to be used on this sensitive tissue, but strong enough to provide clinically efficacious heating. The tightening effect is caused by the contraction of collagen in the oral mucosa tissue and neocollagenesis. As a result, the oropharyngeal mucosa is strengthened and its vibration capacity and collapsibility are reduced.



Airway volume before and after NightLase[®] treatment showing increase in both total volume and area of minimum constriction.

Lee CYS, Lee CCY (2015). Evaluation of a non-ablative Er: YAG laser procedure to increase the oropharyngeal airway volume: A pilot study. Dent Oral Craniofac Res 1



reatment: ving Sleep Quality



- **Who is it for?**

NightLase® is recommended if snoring is caused by vibration in the oropharynx. For patients suffering from obstructive sleep apnea (OSA), laser treatment can serve as additional supportive treatment that enhances the benefits of other prescribed OSA therapies. Although not all people who snore have clinically significant obstructive sleep apnea (OSA), snoring is the earliest and most common symptom of OSA.

- **What is the treatment like?**

NightLase® is performed with approximately three short treatments spaced one month apart. Each treatment lasts around 30 minutes and requires no special preparation, anesthesia, or post-treatment therapy. Some results can be seen immediately after; the synthesis of collagen, however, starts to show approximately one month after the first procedure.



Courtesy of Jaana Sippus DDS, MSc

- **Great clinical results**

Clinical studies affirm the effectiveness of NightLase®. Patients report improvements in their snoring symptoms, being able to breathe easier as well as having higher levels of alertness and focus. The results extend for up to a year or more, offering sustained relief. When the patients or their loved ones notice a decline in the effects, another round of treatment can be performed.

A randomized controlled trial has shown that NightLase® treatment was significantly more effective than a sham laser treatment in reducing snoring. Moreover, there was a notable improvement in the sleep-related health status for both the patient and their bed partner, as evaluated through the SOS and the SBPS.

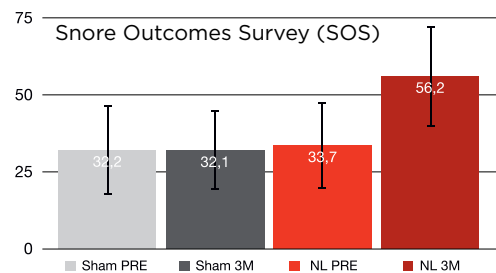


Fig. 1 Mean SOS scores remained unchanged in the sham group (32.2 ± 14.5 vs 32.1 ± 13.0), while improved in the NightLase group from 33.7 ± 14.1 to 56.2 ± 6.1 at 3 M follow up

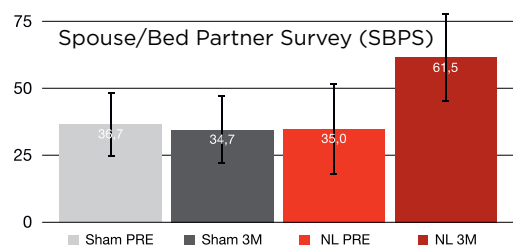


Fig. 2 Mean SBPS scores remained unchanged in the sham group 36.7 ± 12.1 vs 34.7 ± 12.7, while improved in the NightLase group from 35.0 ± 17.1 to 61.5 ± 16.4 respectively at 3 month (M) follow up

Picavet VA, Dellian M, Gehrking E, Sauter A, Hasselbacher K. Treatment of snoring using a non-invasive Er:YAG laser with SMOOTH mode (NightLase): a randomized controlled trial. Eur Arch Otorhinolaryngol. 2023 Jan;280(1):307-312.

Offer more to your patients with ComfortLase™

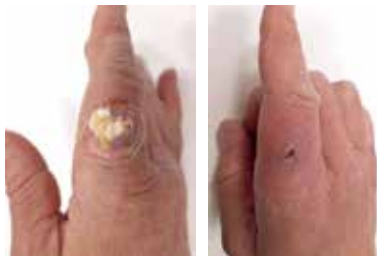
Available with TimeWalker® NightLase® DUO

Fotona's advanced TimeWalker® NightLase® DUO model not only tackles snoring and its symptoms but also supports ComfortLase™ photobiomodulation (PBM) therapy – a clinically proven, non-invasive solution for a wide variety of wound healing and pain management applications.

PBM utilizes low-level infrared light energy, which stimulates cells to naturally heal, relieve pain and reduce inflammation. Additionally, the process results in accelerated tissue regeneration, stimulation of cell metabolism, increased lymphatic flow and stimulation of micro-circulation. PBM procedures are fast, simple, non-invasive and highly effective at pain reduction.

Photobiomodulation therapy can be used for a wide variety of conditions:

Bacterial Cellulitis Treatment



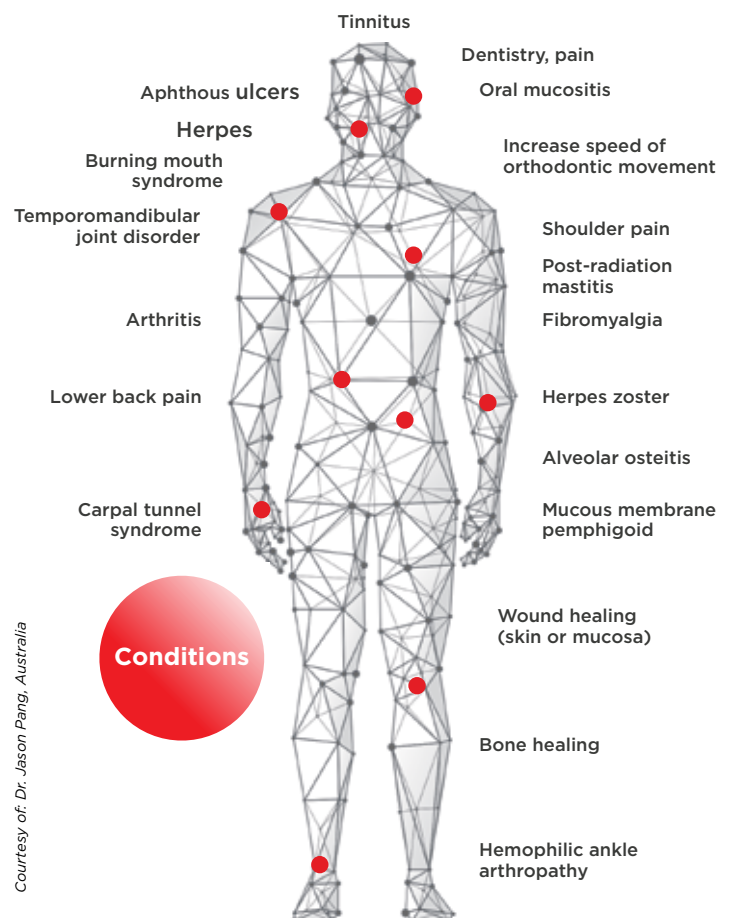
Before treatment After PBM therapy / 5 days

Courtesy of: Fotona, Slovenia

Treatment of facial nerve palsy due to Herpes Zoster infection



Before treatment After treatment / 20 weeks



Key advantages of NightLase® anti-snoring laser treatment:

- Fast, safe, and effective
- Minimally invasive with no downtime
- Reduces the symptoms of snoring
- Increases the quality of a patient's sleep
- Complements other obstructive sleep apnea (OSA) and snoring treatments
- High success rate and patient satisfaction
- Extremely easy for any doctor or dentist to perform

Model	TimeWalker® NightLase® DUO		TimeWalker® NightLase®
Laser type	Er:YAG	Nd:YAG	Er:YAG
Wavelength	2940 nm	1064 nm	2940 nm
Power	20 W	30 W	12 W
Energy	1.5 J	20 J	0.9 J
Modalities	MSP, LP, SMOOTH	PIANO, PLLT	MSP, LP, SMOOTH
Treatments	NightLase®	ComfortLase™ (PBM and pain management)	NightLase®

Committed to Engineering

**THE HIGHEST PERFORMANCE, BEST MADE LASER SYSTEMS
IN THE WORLD**

since 1964



Fotona, d. o. o.
Stegne 7
1000 Ljubljana
Slovenia
EU

Fotona, LLC
4343 W Royal Lane #116
Irving, TX 75063
USA

Fotona Beauty Light, (Suzhou)
Medical Devices Co, Ltd.
No 2, Zengfu Road, Guli Town
Changshu City, Jiangsu Province
CHINA, 215515

Fotona France SARL
47 Boulevard de Courcelles
75008 Paris
France
EU

Fotona GmbH
Hohlbachweg 2
73344 Gruibingen
Germany
EU

Fotona Japan, Ltd.
Tokyo
Japan

All Fotona medical lasers are CE marked and approved to be sold in the EU. For countries where specific national approvals or clearances are required, some of the products and/or applications may not yet have been approved. Please check with Fotona, your local Fotona distributor or your national regulatory body about whether a specific product or application has been approved to be marketed and sold in your country.

For related patents see: www.fotona.com/patents



CE
0123